



ORGANIZATIONAL SOLUTIONS INC.  
 SOLUTIONS ORGANISATIONNELLES INC.

# THE OSI DISABILITY MANAGEMENT DIFFERENCE

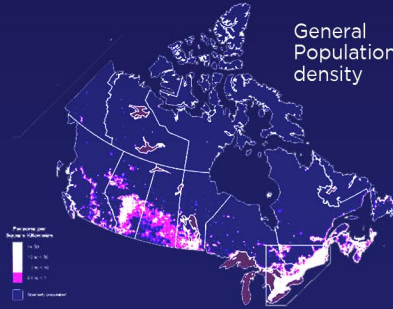
“The RIGHT care, at the RIGHT time, for the RIGHT outcome ©.”

## 100 MILLION

Estimated work days lost in 2010 due to absenteeism in Canada

## \$37 BILLION

Estimated cost to the Canadian economy in 2010 due to absenteeism.



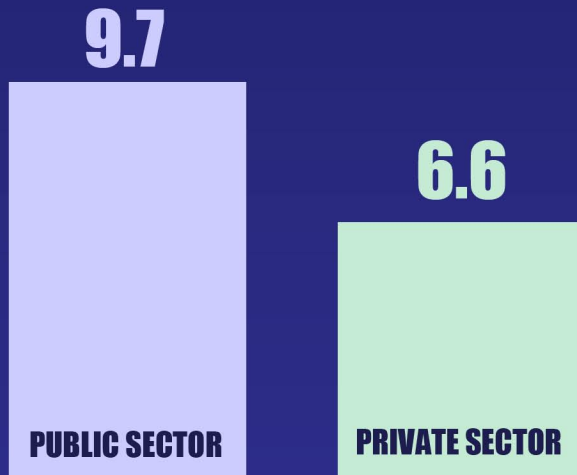
Source : Statistics Canada

**1 in 4**

Canadians are predicted to have some form of a mental health issue by the year 2020. It will be the leading cause of time away from work and problems in the workplace.

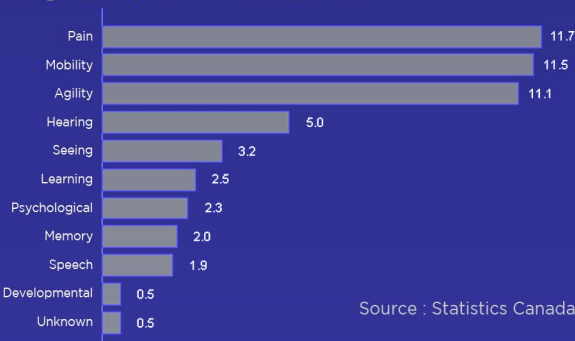
Source : World Health Organization

## DAYS LOST PER WORKER IN A YEAR DUE TO ILLNESS OR DISABILITY



Source : Statistics Canada

## CANADIAN ADULT POPULATION WITH A DISABILITY BY TYPE (%).



Source : Statistics Canada

## WE MEASURE, PROVIDE DATA AND CONSISTENTLY REPORT ON ALL OUR RESULTS.



99% initial contact with the Employee within 24 business hours



15% to 20% of approved claims for psychological compared to industry averages of 28% to 35%.



10% of all Files audited.

# WHY OSI?

## GOALS

Companies with our professional Disability Management program in place experience fewer days off work due to our assistance during injuries or illnesses. This promotes work environments that are more productive, encourages better morale and contributes to safer working conditions.

## RETURN TO WORK IS THE PRIMARY GOAL



**SAFELY**



**RAPIDLY**

Cost before OSI Involvement  
 Cost with OSI Average 40% savings

**COST SAVING**